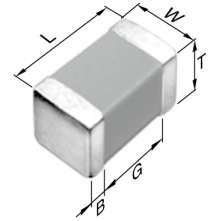


C4532CH2A473J200KA



TDK item description C4532CH2A473JT****

Applications	Commercial Grade
Feature	Mid Voltage (100 to 630V)
Series	C4532 [EIA 1812]
Status	Production



Dimensions in mm

Size	
Length(L)	4.50mm ±0.40mm
Width(W)	3.20mm ±0.40mm
Thickness(T)	2.00mm ±0.20mm
Terminal Width(B)	0.20mm Min.
Terminal Spacing(G)	
Recommended Land Pattern (PA)	3.10mm to 3.70mm
Recommended Land Pattern (PB)	1.20mm to 1.40mm
Recommended Land Pattern (PC)	2.40mm to 3.20mm

Electrical Characteristics	
Capacitance	47nF ±5%
Rated Voltage	100VDC
Temperature Characteristic	CH(0±60ppm/°C)
Q (Min.)	1000
Insulation Resistance (Min.)	10000MΩ

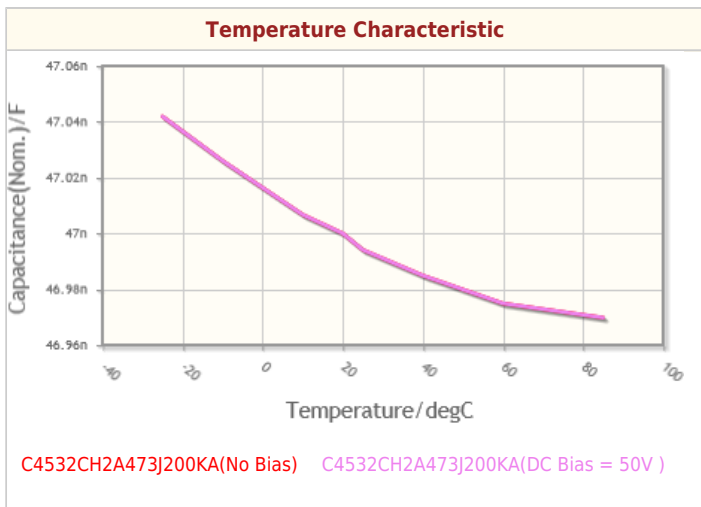
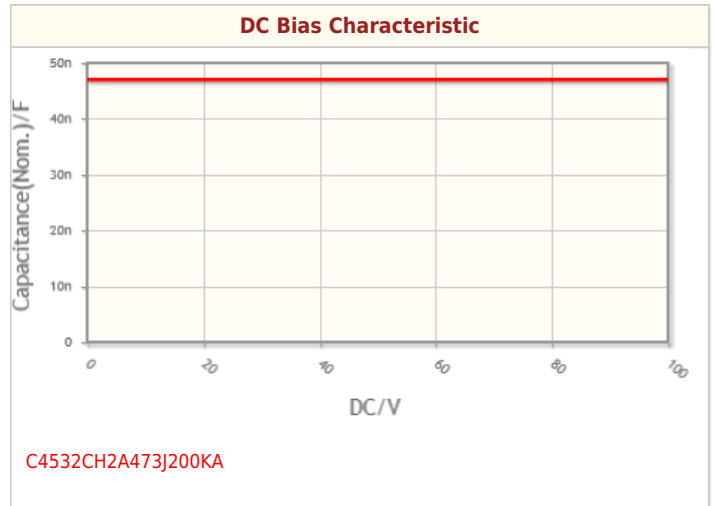
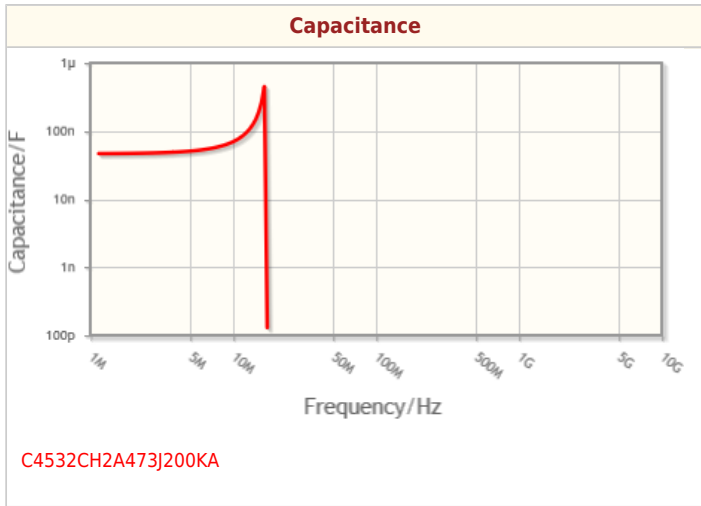
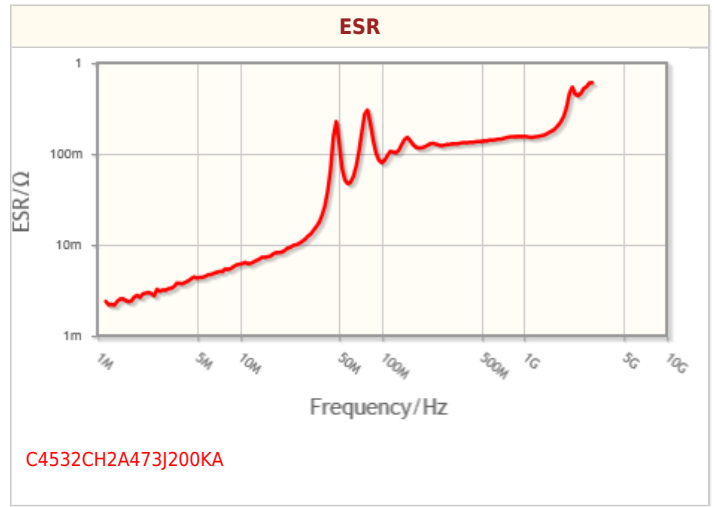
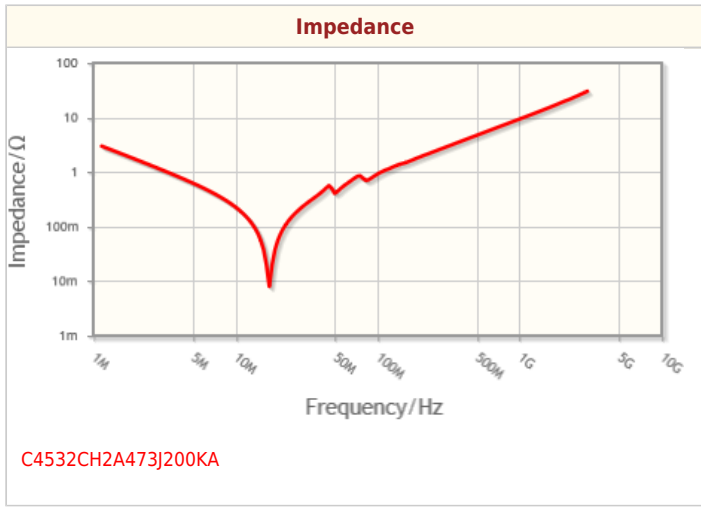
Other	
Soldering Method	Reflow
AEC-Q200	No
Packing	Blister (Plastic)Taping [180mm Reel]
Package Quantity	1000pcs

! Images are for reference only and show exemplary products.
! This PDF document was created based on the data listed on the TDK Corporation website.
! All specifications are subject to change without notice.

C4532CH2A473J200KA



Characteristic Graphs(This is reference data, and does not guarantee the products characteristics.)

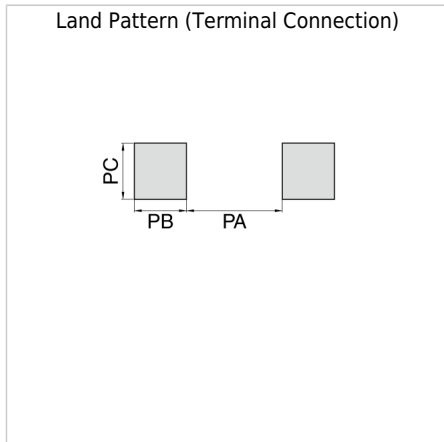


! Images are for reference only and show exemplary products.
! This PDF document was created based on the data listed on the TDK Corporation website.
! All specifications are subject to change without notice.

C4532CH2A473J200KA



Associated Images



! Images are for reference only and show exemplary products.
! This PDF document was created based on the data listed on the TDK Corporation website.
! All specifications are subject to change without notice.